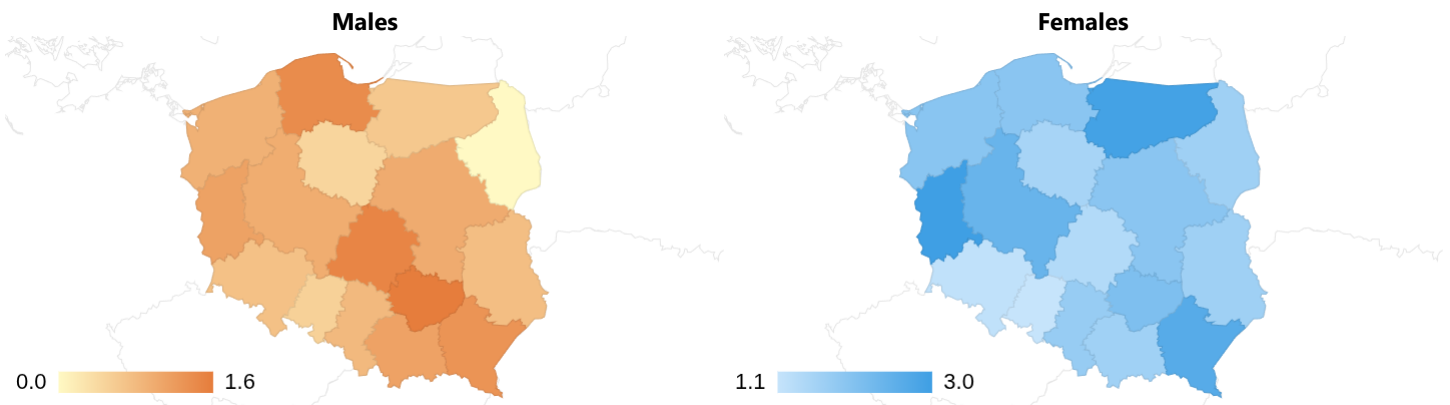


## Gallbladder cancer (C23) in Poland in 2023


|                             | Incidence |         |            | Mortality |         |            |
|-----------------------------|-----------|---------|------------|-----------|---------|------------|
|                             | Males     | Females | Both sexes | Males     | Females | Both sexes |
| Number of cases             | 150       | 405     | 555        | 157       | 459     | 616        |
| Crude rate                  | 0.8       | 2.1     | 1.5        | 0.9       | 2.4     | 1.6        |
| ESP2013                     | 1.0       | 1.9     | 1.5        | 1.1       | 2.1     | 1.7        |
| ASW                         | 0.4       | 0.8     | 0.6        | 0.4       | 0.9     | 0.6        |
| Cumulative risk (to age 79) | 0.1%      | 0.1%    | 0.1%       | 0.1%      | 0.2%    | 0.1%       |

### Incidence

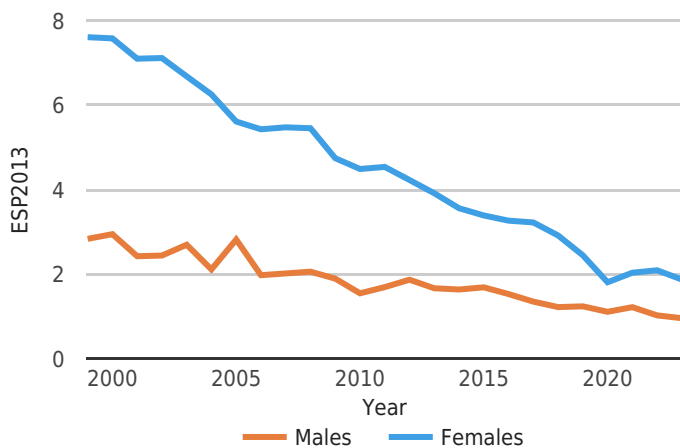
#### Geographical diversity by voivodeship (ESP2013)



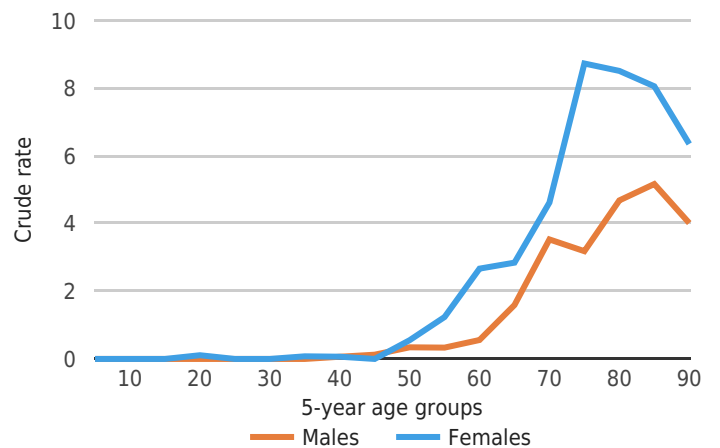
#### Percentage of all cancers



#### Time trends in the years 1999-2023

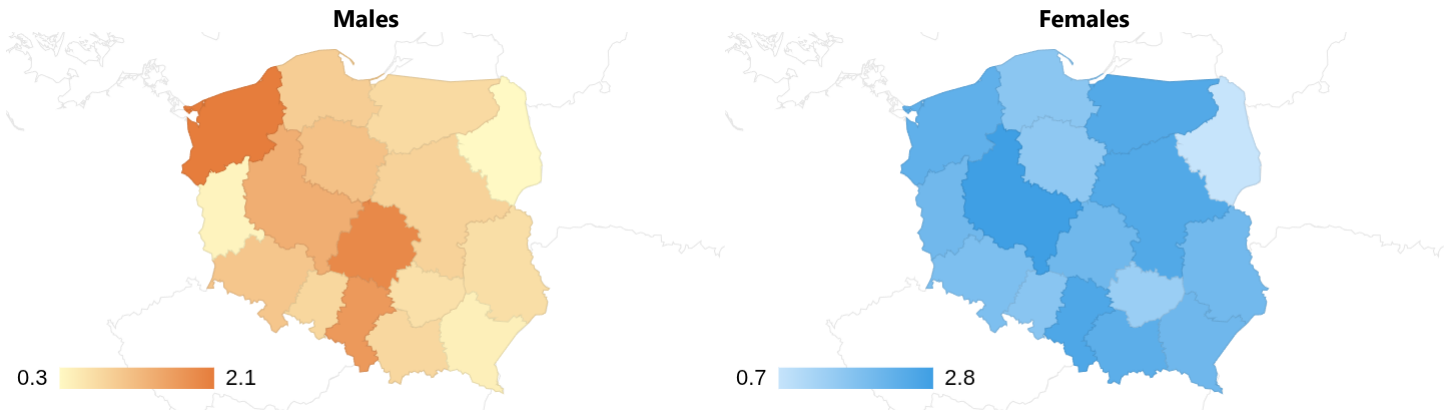


#### Incidence by age group

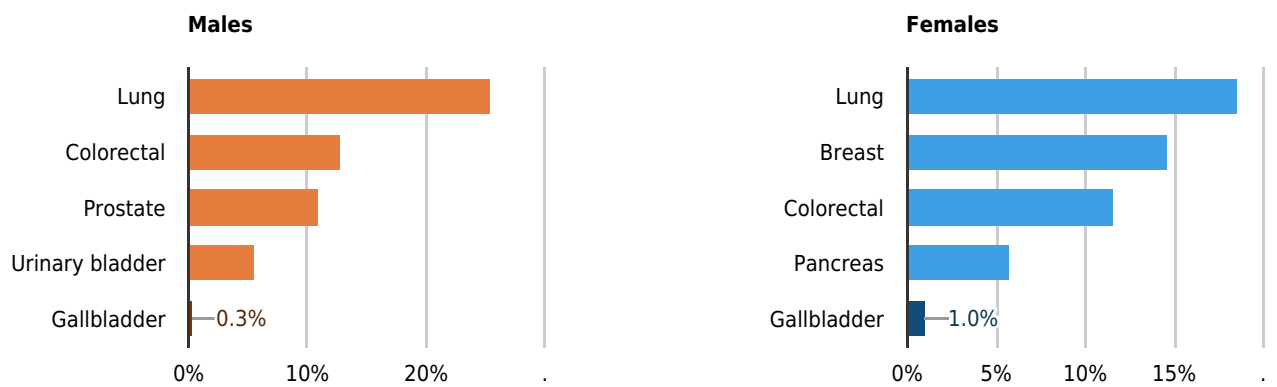


# Mortality

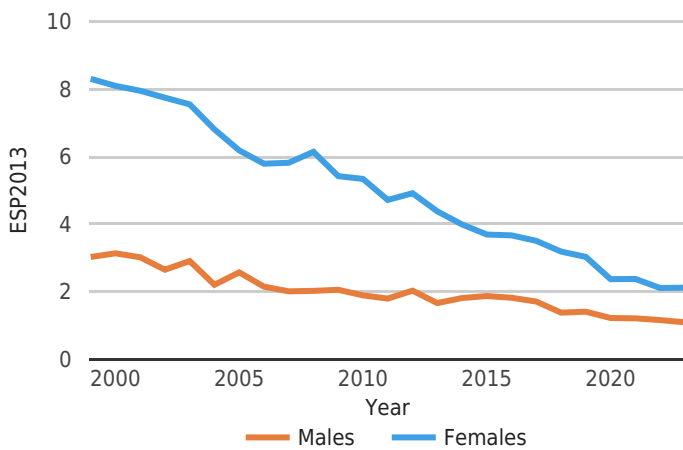
## Geographical diversity by voivodeship (ESP2013)



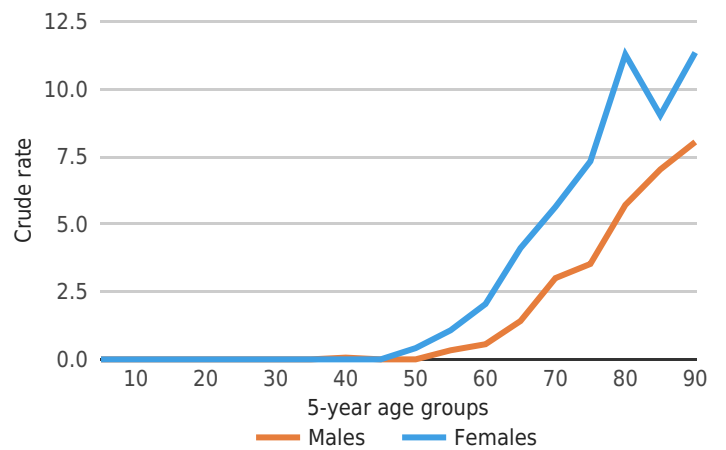
## Percentage of all cancers



## Time trends in the years 1999-2023



## Mortality by age group



**email:**  
[KRN.institut@nio.gov.pl](mailto:KRN.institut@nio.gov.pl)  
**website:**  
<https://onkologia.org.pl/en>